l'ombre®
EXCLUSIEVE VERLICHTING

NOCTILUCIA-L-P-WALL-68-DB

NOCTILUCIA SERIE

PRODUCT DETAILS

Noctilucia, designed by l'ombre exclusive lighting is characterised by its sophisticated and ingenious design. Noctilucia's base is finished in dark bronze. The mouth-blown glass is available in different colours and creates a unique experience in a wide variety of applications.

Equipped with the latest LED technology, Noctilucia is perfectly compatible with contemporary residential automation. Noctilucia fits perfectly with all the other fixtures of the l'ombre family.

SPECIFICATIONS

MAX 5.6W | 500 MA | BUILT IN LED | IP20

PRODUCT CODE	LENGTH	WIDTH	HEIGHT	WEIGHT	MATERIAL	COLOUR
NOCTILUCIA-L-P-WALL-68-DB	211mm	211mm	162mm	1,070 kg	Glass	Purple

INSIDE THE BOX: WHAT'S INCLUDED

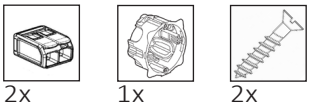

2x 1x 2x

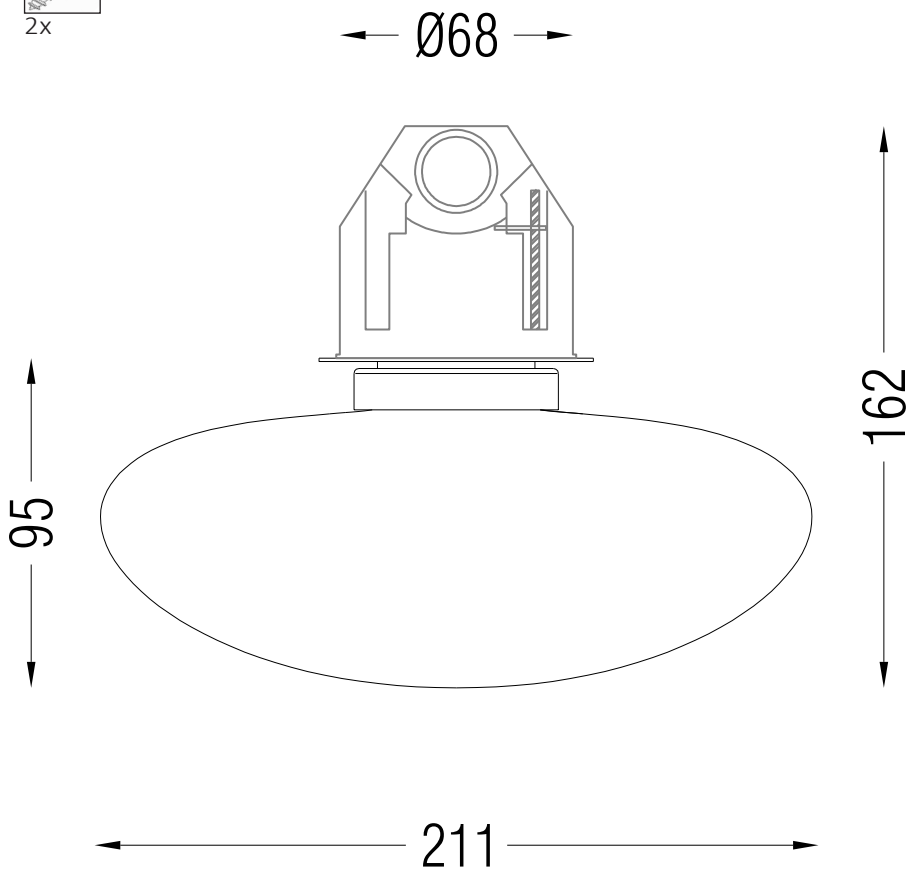

Moortelmeers 3 B-8740 Pittem - T0032 51 69 83 62 - info@lombre.be - www.lombre.be

INSTALLATION GUIDE

These instruction are made for your safety. Please read them entirely before starting with the installation of the appliance.

This product may only be installed by an authorised electrical installer.

Make sure there are no other cables close by the place of the power cables.

Ensure to switch OFF the fuse before the installation

1

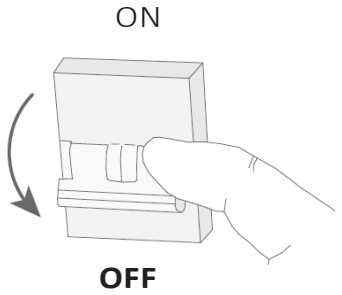

2

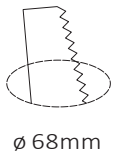

Drill a hole in the ceiling.

3

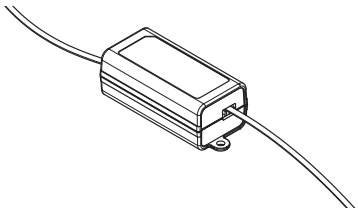

Select and connect your driver (set the driver). Multiple devices in one circuit must be connected serial.

4

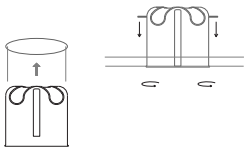

Place the hollow-wall box in the drilled hole. Place them thoughtfully, because this step affects the position of the visible screws.

5

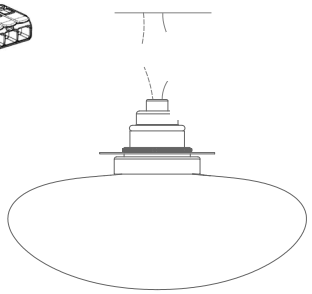

Use the wire connectors to attach the other cables. (Use the instruction file of Wago 221-412)

6

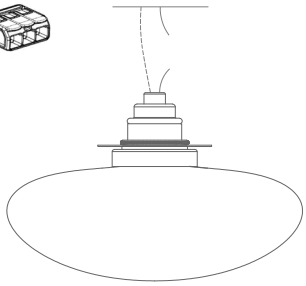

Use the other scotchloks to connect the other cables. (Use the instruction file 3M of the scotchlok 314)

7

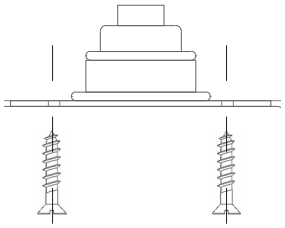

Screw the appliance to the box with the supplied screws.

8

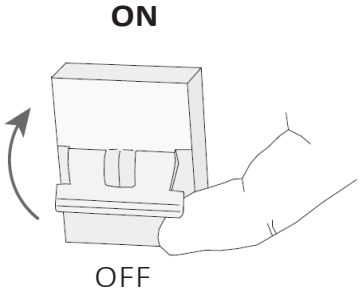

Be sure the installation is done right before switching ON the fuse.

The appliance is ready for use, enjoy the light.

OTHER IMPORTANT INFORMATION

The warranty is invalidated when the device is opened. The lamp in the appliance must only be changed by the manufacturer. Children should be discouraged from playing with the lights. Mount the appliance on dry surfaces, otherwise it may cause discolouration of the finish. Metal finishes should only be cleaned with a soft, dry cloth. Do not use polishes or abrasives. Keep this installation sheet for future uses.

Moortelmeers 3 B-8740 Pittem - T0032 51 69 83 62 - info@lombre.be - www.lombre.be