l'ombre®
EXCLUSIEVE VERLICHTING

LICHELLE-P-EX-PRO-70-8000-DB

LICHELLE SERIE

PRODUCT DETAILS

Lichelle, designed by l'ombre exclusive lighting, is characterised by its sophisticated design ingenuity. As a versatile lighting fixture, Lichelle can shine in a wide variety of applications.
The lighting fixture has a frame in brass and is available in three finishes, finely knurled, lightly striped or timelessly plain. Brass ensures the high longevity of the unique lighting fixture.
The handmade Lichelle is finished in dark bronze. This elegant finish not only exudes craftmanship but also creates a unique atmosphere in any project. As a basic light source, Lichelle perfectly matches all other lighting fixtures in the l'ombre family.

SPECIFICATIONS

MAX 7.9W | 700 MA | BUILT IN LED | IP20 | 360° 90° | CE | RoHS

PRODUCT CODE	LENGTH	WIDTH	HEIGHT	WEIGHT	MATERIAL	FINISH
LICHELLE-P-EX-PRO-70-8000-DB	80mm	80mm	133mm	0.500 kg	Brass	Dark bronze

INSIDE THE BOX: WHAT'S INCLUDED

2x

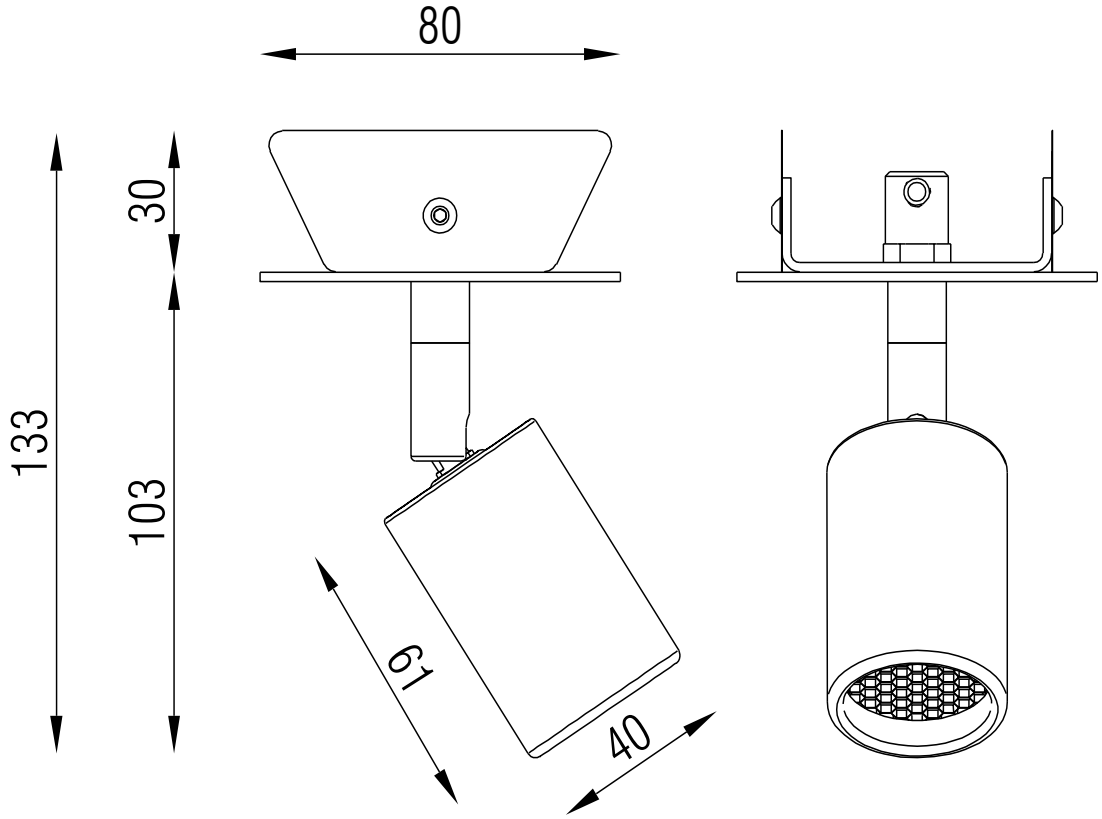

Moortelmeers 3 B-8740 Pittem - T0032 51 69 83 62 - info@lombre.be - www.lombre.be

INSTALLATION GUIDE

These instruction are made for your safety. Please read them entirely before starting with the installation of the appliance.

This product may only be installed by an authorised electrical installer.

Make sure there are no other cables close by the place of the power cables.

Ensure to switch OFF the fuse before the installation

1

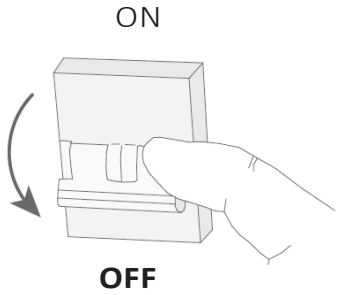

2

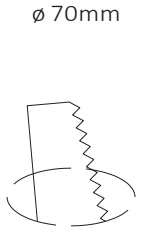

Drill a hole in the ceiling.

3

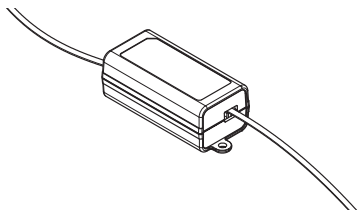

Select and connect your driver (set the driver). Multiple devices in one circuit must be connected serial.

4

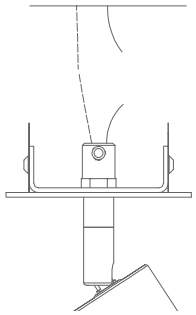

Use the easysolder to connect the cables..

5

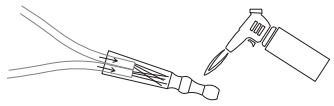

Use the easysolder to connect the cables..

6

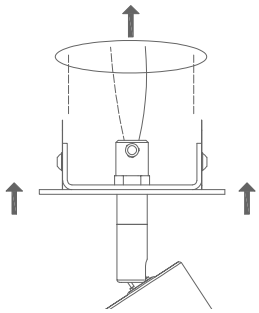

Pull the springs together to fit into the drill hole.

7

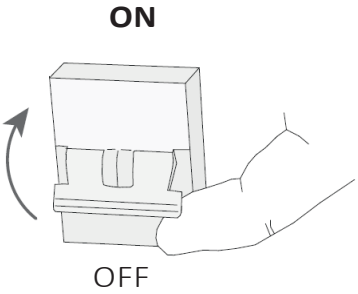

Be sure the installation is done right before switching ON the fuse.

The appliance is ready for use, enjoy the light.

OTHER IMPORTANT INFORMATION

The warranty is invalidated when the device is opened. The lamp in the appliance must only be changed by the manufacturer. Children should be discouraged from playing with the lights. Mount the appliance on dry surfaces, otherwise it may cause discolouration of the finish. Metal finishes should only be cleaned with a soft, dry cloth. Do not use polishes or abrasives. Keep this installation sheet for future uses.